


Eddystone Radio Limited

Member of Marconi Communication Systems Limited

Alvechurch Road, Birmingham B31 3PP, England

Telephone: 021-475 2231

Cables: Eddystone Birmingham Telex: 337081



Eddystone Communication Receivers

Abridged Catalogue

This publication contains abbreviated data on the current range of communication receivers marketed throughout the world under the Eddystone trade name. All Equipment is built to exacting standards and special versions are produced in large numbers to satisfy the stringent demands of many organisations including the Ministry of Defence, Ministry of Posts and Telecommunications and Broadcasting Authorities in the UK and overseas.

Only those variants with general appeal are included here, but enquiries are invited for any specific requirements in the general range 10kHz to 1000MHz. Ancillary equipment manufactured by Eddystone Radio includes SSB Adaptors and Drive Units, FSK Adaptors and Electronic Keying Units of advanced design.

Most of the equipment listed can be supplied for either bench or rack-mounting, and is also available with anti-vibration mounts. Matching plinth or cabinet speaker units, telephone headsets and aerial equipment (including special types for VHF/UHF) will be found in our standard range of accessories. Comprehensive Data Sheets on all receivers etc. are freely available on request.

High-Stability Communication Receiver Model EC958



A range of professional grade receivers suitable for general communications use, network monitoring and surveillance. Models available include versions for mobile and ship-borne installations and a specially adapted variant for use in conjunction with standard Lincompex equipment. A narrow-band dual-conversion drift-cancelling loop is utilised on all versions to provide long-term stability of the order 20Hz in the band 1.6–30MHz. High-resolution frequency scales are employed and complete frequency setting is achieved with a maximum of two adjustments after range selection. All models except EC958/1 and EC958/2 can be equipped with integral FSK facility.

Frequency coverage: 10kHz to 30MHz
in ten overlapping ranges

Reception modes: CW-MCW-AM
(DSB)-SSB (A3A, A3H, A3J upper or
lower sideband). FSK capability with
optional module fitted internally.


Sensitivity:
AM: $3\mu\text{V}$ for 10dB S/N (3kHz B/W).
CW/SSB: $1\mu\text{V}$ for 10dB S/N (3kHz B/W).

Power supply: AC: 100/125V or
200/250V (40–60Hz). DC: 12V or 24V
with external DC/AC Converter
(Eddystone Type 978).

Dimensions (Cabinet Version):
Width: 502mm (19.75in)
Height (including feet): 165mm (6.5in)
Depth (overall): 454mm (17.875in)
Weight: 22.7kg (50lb).

Eddystone Communication Receivers

High-Stability Communication Receivers Models EC958/7 & EC958/12



Also available with cabinet similar to Model 1830 illustrated below.

These receivers incorporate the main features of the EC958 series but have an even higher order of stability. In the band 1.6–30MHz a five-character digital display provides frequency readout accurate to within 4Hz under all conditions of operation. Model EC958/7 is illustrated left. Model EC958/12 is of similar appearance and provides for ISB reception in a single receiver unit incorporating separate USB, LSB and carrier channels.

Frequency coverage: 10kHz to 30MHz in ten overlapping ranges.

Reception modes:
(EC958/7) CW-MCW-AM-SSB
(EC958/12) CW-MCW-AM-SSB-ISB

Both models have FSK capability with optional module fitted internally.

Sensitivity:

AM: 3 μ V for 10dB S+N/N ratio (3kHz B/W)

CW/SSB/ISB: 1 μ V for 10dB S+N/N ratio (3kHz B/W)

CW (10/100kHz): 1 μ V for 20dB SINAD (1.3kHz B/W)

Power supply: AC: 100/130V or 200/260V (40–60Hz). DC: 12V or 24V with external DC/AC Converter.

Dimensions (Cabinet Version):

Width: 502mm (19.75in)

Depth: 457mm (18in)

Height: (EC958/7) 165mm (6.5in)

(EC958/12) 207mm (8.25in)

Weight: (EC958/7) 22.7kg (50lb)

(EC958/12) 27.2kg (63lb)

General-Purpose HF/MF Communication Receiver Model 1830 Series



Standard version is supplied in rack-mounting form – cabinet at extra cost.

A medium-cost range of high-grade receivers for general-purpose applications in the band 120kHz to 31MHz. All versions are based on Model 1830/1 which is UK MPT approved as a reserve receiver providing CW, MCW and AM reception facilities for maritime installation. Standard features include 10-channel crystal facility, incremental tuning (\pm 50kHz) and provision for synthesized operation. Variants are available with special facilities for SSB, modified coverage and 50-channel crystal capability.

Frequency coverage:

120kHz–31MHz in nine ranges with double-conversion and incremental tuning facility above 1.5MHz.

Reception modes:
CW-MCW-AM (DSB)-SSB (selectable USB/LSB)

Sensitivity:

3 μ V for 15dB S/N (AM mode with 3kHz B/W)

B/W)

Power supply: AC: 100/130V or 200/260V (40–60Hz). DC: 12V or 24V battery direct (Isolated earthing to accommodate all battery arrangements)

Dimensions (Cabinet Version):

Width: 502mm (19.75in)

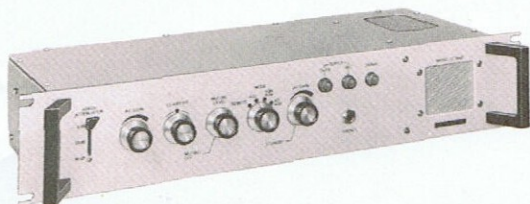
Height (with feet): 165mm (6.5in)

*Depth: 343mm (13.5in)

Weight: 15.9kg (35.25lb)

(*) excluding handle projection.

Single-Channel Crystal-Controlled Communication Receiver Model EC964/7 Series



A family of compact low-cost receivers intended for fixed-frequency terminals where high performance and reliability with provision for local and/or remote operation are essential installation requirements. Four versions are currently available, together with associated ancillary equipment. The basic receiver provides reception facilities for A3J telephony and other variants can accommodate A3 (DSB), A3A and A3H: Model EC964/7-D is a special version for F1 telegraphy. A clarifier facility is provided and stability is better than 10Hz over the range – 10°C to + 55°C. Facilities for remote operation can be provided.

Frequency coverage:

Crystal-controlled on any specified channel in the band 1.6–27.5MHz with clarifier facility of \pm 300Hz. Also available for any spot frequency 400–535kHz.

Sensitivity:

1 μ V for 15dB SINAD (SSB mode).

Power Supply:

DC: 12V or 12/24V versions to order.

AC: Either version can be fitted with optional power unit to provide 100/130V or 200/260V (40–60Hz) operation.

Dimensions:

Panel: 483mm x 88mm (19in. x 3.5in.)

Rack intrusion: 266mm (10.5in.) overall.

Weight: 7.7kg (17lb).

Solid-State Receivers Models 1001 & 1002



A general-purpose communication receiver, Model 1001, and a high fidelity broadcast receiver for AM/FM reception, Model 1002. Both are similar in external appearance to Model 1001 illustrated. Special features include 10-channel crystal-control facility on Model 1001; AFC, Muting and Stereo Decoder on Model 1002. A carrier-level meter is fitted on both versions. A special version, 1002/1, has NATO Number 5820/99/52/1494.

Frequency coverage:

1001: 550kHz–30MHz in five ranges.

1002: 150–350kHz, 550kHz–30MHz and 88–108MHz in seven ranges.

Reception modes:

1001: CW, MCW, AM & SSB (USB/LSB).

1002: AM & FM broadcast including stereo.

Sensitivity:

5 μ V for 15dB S/N ratio in HF band.

Power supply:

AC: 100/130V or 200/260V (40–60Hz)

DC: 12V with isolated earthing to accommodate all battery arrangements. Models 1001 & 1002 have an internal re-chargeable Ni-Cd battery.

Dimensions:

Panel: 335 x 137mm (13.2 x 5.375in)

Depth: (excl'dg projns) 242mm (9.5in)

Weight: (incl'dg battery) 8.2kg (18lb).

Eddystone Communication Receivers

Maritime Reserve Receiver Model 1004



This is a special maritime version of the '1000 Series' with full UK MPT approval for use as a ships' reserve receiver, providing reception facilities for CW, MCW and AM. It provides coverage of all usual marine frequencies and has provision for crystal-controlled working in the range 1.6 to 30MHz: an integral pre-tuned crystal-controlled converter allows rapid selection of 2182kHz for emergency watchkeeping. All usual communications facilities are provided including aerial relay, desensitizing, independent 600 Ω line output and clarifier for SSB.

Frequency coverage:
150–535kHz and 1.6–30MHz in seven ranges plus pre-tuned channel set to 2182kHz. Up to ten spot frequencies can be crystal controlled using standard Style 'D' crystals.

Reception modes:
CW, MCW, AM & SSB (USB/LSB).
Sensitivity: (3kHz B/W):
1.6–30MHz: 5 μ V for 15db S/N

150–535kHz: 15 μ V for 15dB S/N

Power supply:
AC: 100/130V or 200/260V (40–60Hz)
DC: 12V or 24V battery direct (Isolated earthing to accommodate all battery arrangements).
Dimensions:
Panel: 483mm x 133mm (19in x 5.25in)
Overall rack intrusion: 250mm (10in)
Weight: 7.7kg (17lb).

General-Purpose VHF Receivers Model 1990R Series



A range of professional-grade VHF receivers for communications and laboratory use in the band 25–470 MHz. Provision for high-stability working is a standard feature. Receivers are supplied with either a 10-channel crystal facility or an integral synchroniser unit allowing continuous tuning in increments of 100Hz. Standard I.F. bandwidths are 30KHz and 200KHz with provision for other filters if required. Video and 600 Ω audio outputs are provided.

Frequency coverage:
Model 1990R/1: 25-235MHz in five ranges.
Model 1990R/2: 25-500MHz in seven ranges.

Reception modes:
AM-FM-CW – PULSE


Sensitivity: (10dB S+N/N with standard o/p)
AM: 3 μ V (25-235MHz) 5 μ V (230-500MHz)
30kHz B/W
FM: 3 μ V (25-235MHz) 5 μ V (230-500MHz)
200kHz B/W

CW: 2 μ V (25-235MHz) 3 μ V (230-500MHz)
30kHz B/W.

Power supply:
AC: 100/130V or 200/260V (40-60Hz)
DC: 12V (negative earth)

Dimensions (Cabinet Version):
Width: 502mm (19.75in)
Height: (with feet) 164mm (6.5in)
Depth: 457mm (18in)
Weight: 21.3kg (47lb).

VHF Receiver Model 990R



A single-conversion receiver of advanced circuit design ideally suited for laboratory or communications use. Frequency coverage extends from 27-240MHz with provision for crystal controlled working. Standard IF bandwidths are 30kHz and 200kHz with other filters to order. Video and 600 Ω audio outputs are provided.

Frequency coverage:
27-240MHz in four ranges

Reception modes:
CW-AM-FM

Sensitivity:
5 μ V for 10dB S/N (AM mode 30kHz B/W)

Power supply:
AC: 100/130V or 200/260V (40-60Hz)
DC: 12V from external battery
Dimensions (Cabinet Version):
Width: 426mm (16.75in)
Height: (including feet): 146mm (5.75in)
Depth: (overall) 356mm (14in)
Weight: 8.8kg (19.5lb)

Noise Measuring Set No.31A



A solid-state equipment meeting requirements of B.P.O. Specification W6912 for a Portable VHF Interference Tracing and Measuring Receiver. CISPR quasi-peak detector is employed and the measuring range provided is 110dB. Accuracy of measurement ± 2 dB with sine-wave voltages. The receiver is supplied complete with specially designed collapsible antenna in a ruggedly constructed case suitable for field use. Mk.II version available fitted with loudspeaker.

Frequency coverage:
31–250MHz in three ranges

Reception modes:
CW-AM-FM

Sensitivity:
(for 6dB indication above noise)
Voltage: less than 2 μ V input
Field strength: less than 20 μ V/metre

Power supply: Internal rechargeable 2Ah battery. Built-in charger operates from 40-60Hz supplies of 100/125V or 200/250V


Dimensions:
Width: 302mm (11.875in)
Height: 206mm (8.125in)
Depth: 256mm (10.062in)
Weight: 9.4kg (21lb)

A Ministry of Posts and Telecommunications design marketed under licence from the Post Office.

Eddystone Communication Receivers

Solid-State Communication Receiver

Model EC10 Series



EC10A2/2 illustrated – EC10 Mk.II similar to EB37 below.


A range of compact receivers comprising Model EC10 Mk.II for general-purpose applications and Models EC10A2/1, EC10A2/2 & EC10A2/3 for maritime use. The EC10 Mk.II features an integral carrier-level meter and fine tuning control while the EC10A2 versions incorporate a pre-tuned crystal controlled converter set to 2182kHz. EC10A2/2 & EC10A2/3 are for 19in (483mm) rack installation.

Frequency coverage:
EC10 Mk.II: 550kHz–30MHz in five ranges.
EC10A2: 300–550kHz & 1.5–30MHz in five ranges plus 2182kHz.
Reception modes:
CW-MCW-AM
Sensitivity:
5 μ V for 15dB S/N (1.5–30MHz)
15 μ V for 15dB S/N (Range 5)

Power supply:
EC10 Mk.II As EB37 below.
EC10A2: 12V or 24V DC with floating circuit earth to accommodate all battery arrangements.
Dimensions: (EC10 Mk.II & EC10A2/1)
Width: 317mm (12.5in)
Height: 162mm (6.375in)
Depth (overall): 203mm (8in)
Weight: 6.3kg (14lb).

Solid-State Broadcast Receiver

Model EB37



High-performance broadcast receiver developed from the well established EB35 covering LW, MW, and the greater part of the SW band (13.6–200m). Although primarily intended as a 'cabin receiver' for use on ships, the EB37 is also suitable for use as a tuner to feed high-level sound distribution systems and is extremely attractive to the enthusiastic listener who requires a receiver with above-average performance. Internal speaker fitted, output for external speaker and facilities for use with recorder or domestic 'hi-fi' set-up.


Frequency coverage:
Range 1 8.5–22MHz (SW1)
Range 2 3.5–8.5MHz (SW2)
Range 3 1.5–3.5MHz (SW3)
Range 4 550–1500kHz (MW)
Range 5 150–350kHz (LW)
Sensitivity: 5 μ V for 15dB S/N (Ranges 1–3), 15 μ V for 15dB S/N (Ranges 4 and 5)
Aerial: Suitable for use with any normal domestic aerial system. A detachable telescopic antenna is available as an accessory.

Power supply:
Self-contained battery pack (6 x HP2 batteries). Voltage Converter Type 945 for external 12/24V supply or AC Power Unit Type 924 for 100/125V and 200/250V (40–60Hz)

Dimensions:
Width: 317mm (12.5in)
Height: 162mm (6.375in)
Depth: (overall) 203mm (8in)
Weight: 6.3kg (14lb).

H.F. Panoramic Display Unit

Model EP 1061 Series



Designed as an ancillary for use with standard receivers this unit provides for two input frequencies and gives a high-resolution linear or logarithmic display of signals on a screen size 10 x 6cm. In the logarithmic mode the range is 40dB. The sweep frequency is variable from 1.5kHz to 15 kHz (1061A/1); 100kHz to 10 MHz (1061B/1) and a calibrator is incorporated. An input attenuator enables the strength of signals to be compared. Other features include four selectivity ranges and provision for scan reversal.

Input frequencies:
1061A/1 Switch 100kHz or 1.4MHz
1061B/1 10.7MHz or 21.4MHz
Sensitivity:
(for 1cm trace deflection)
1061A/1 1mV
1061B/1 50mV
Resolution:
1061A/1 Max. 50Hz.
1061B/1 5kHz.


Power supply:
AC: 110/240V (40-60Hz)

Dimensions (Rack mounting):

Panel width: 483mm (19in)
Panel height: 133mm (5.25in)
Rack intrusion: 411mm (16.2in)
Weight: 9.5kg (21lb).

Panoramic Display Unit

Model EP961 Series
(EP961 Mk.II A & Mk.II B)



These two units are extremely high-grade instruments utilizing solid-stage techniques and styled to match other Eddystone equipment. Although primarily intended as ancillaries for use with standard receivers, their sensitivity is sufficiently high to allow use with direct aerial connection in many applications. Provision is made for connecting a pen recorder and a DC output is available to drive external sweep oscillators. Screen size 10 x 6cm with log. or lin. scaling.

Frequency coverage:
961A: 50kHz–800kHz
961B: 500kHz–36.5MHz
Sensitivity:
(for 1cm trace deflection)
961A: 10 μ V. 961B: 25 μ V
Resolution: (signals differing by 40dB)
961/Mk.II A Max. 30Hz.
961/Mk.II B 2kHz.

Power supply:
AC: 100/125V or 200/250V (40-60Hz)
DC: 12V direct

Dimensions (Cabinet Version):
Width: 502mm (19.75in)
Height: (including feet) 165mm (6.5in)
Depth: (overall) 454mm (17.875in)
Weight: 16.3kg (36lb).

Standard version in rack-mounting form-cabinet at extra cost.

AVAILABLE AGAINST SPECIAL ORDER ONLY